



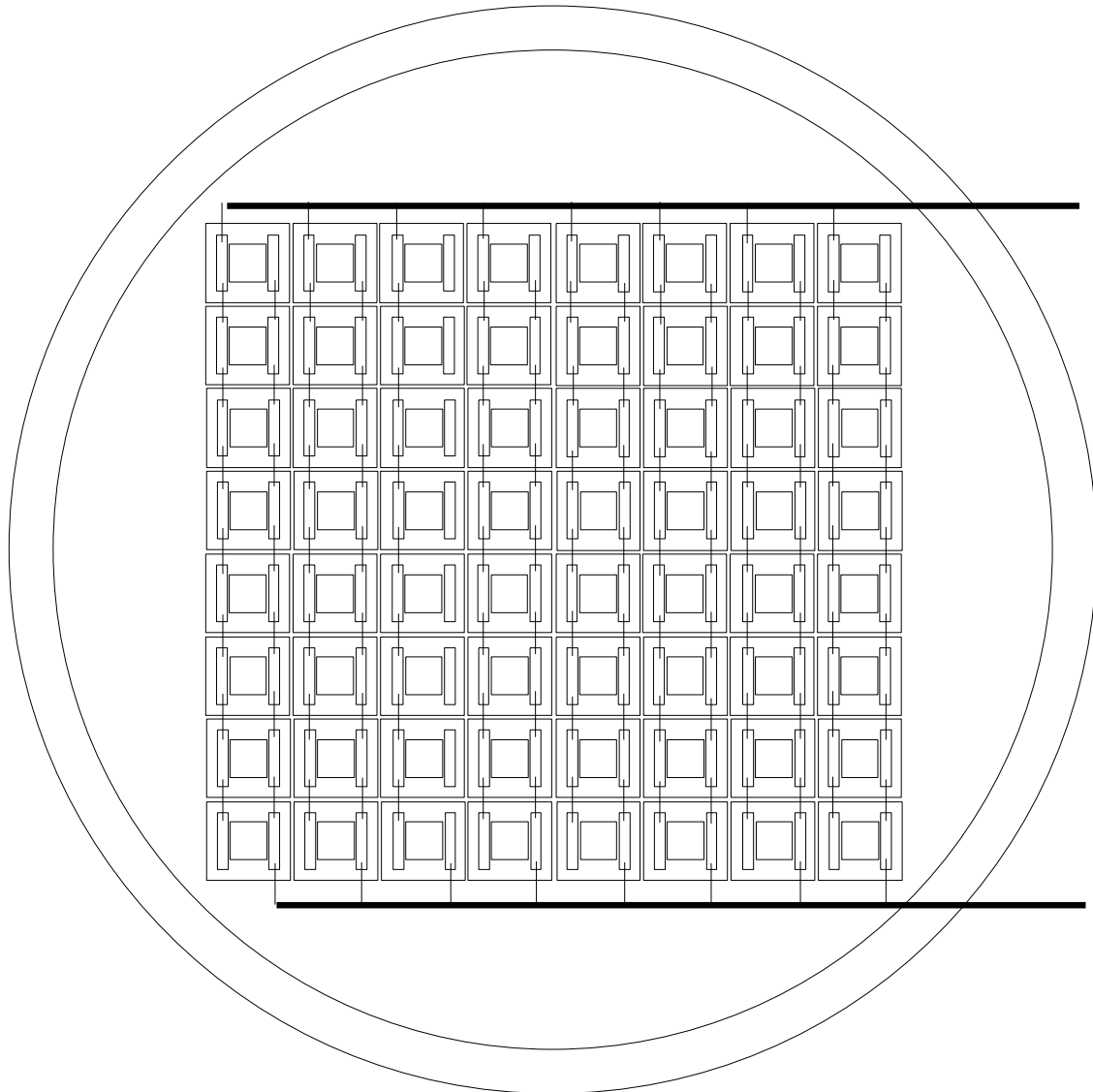
# Electro Optical Components, Inc.

5460 Skylane Boulevard, Santa Rosa, CA 95403  
Phone: (707) 568-1642 X130 • FAX: (707) 568-1652  
[www.eoc-inc.com](http://www.eoc-inc.com)

## IRPA-64-BB Pulsable Infrared Array


### Preliminary Specifications for the IRPA-64-BB Array:

Source – INTX 22-1000 (data sheet attached)  
Optical Bandwidth - 1 – 20 $\mu$ m  
Narrower Bandwidths available  
8 x 8 sources (64)  
Mounted on a ceramic substrate with TE cooling  
Control circuit for the TE cooling  
Source size - 3.6mm x 3.8mm  
Array size – 30.4mm x 28.8mm  
Full power - 1W/per source  
The operation of this array will be pulsed.  
Pulse rate can be up to 100Hz with 50% duty cycle  
The pulse rate, duty cycle are adjustable and TE cooling is controlled automatically by the integrated controller PCB.



# INTX 22-1000

## Wideband Infrared Emitter



### Benefits

Pulsable up to 100Hz

High Operating Temperature

Wideband Emission 1-20  $\mu$

High Efficiency

Long Life >10 years at 605 C


Very Stable Resistance

High Emissivity

Reflector and Window Options

Intex's unique quasi-black body pulsed infrared (IR) emitters are capable of operating at higher frequencies and higher temperatures than typical competitors. This delivers higher Signal to Noise Ratio in your application.

Intex, Inc.  
2020 E. Broadway Blvd.  
Tucson AZ 85719  
Ph. 1-520-232-2105  
[www.intexworld.com](http://www.intexworld.com)  
Fax: 1-520-844-8255



### Blackbody Infrared Radiation Emitters

- Gas Analyzers
- Photo Acoustic Analyzers
- Mid IR Beacons
- Reference and Calibration Sources

#### Electrical Parameters

	Min.	Typical	Max.
Resistance, ohms at Operating Temperature	35	45	55
Resistance, ohms at Room Temperature		43	
Drive Voltage, volts at Operating Temperature		5.9 6.7 Max	
Drive Current, mA at Operating Temperature		130 149 Max	
Drive Power, mW at Operating Temperature		767 1,000 Max	
Modulation Frequency	1-100 Hz Typical		
Modulation Depth	99% at 10 Hz 50% at 70 Hz		

#### Modeling Parameters

Thermal Time Constant	20.0 mS
Operating Temperature	605 C 750 C Max
Heated Membrane Area	4.80 mm <sup>2</sup> 2.2 X 2.2 mm
Emissivity, 2 - 14 microns	.80
Spectral Range	1 - 20 microns

#### Physical Parameters

Average Lifetime, at 10 Hz, 50% duty cycle	100,000 hrs at 605 C 5,000 hrs at 750 C
Package	TO-5, TO-39, 3 pin

