

UV Sensor Probe

GUVB-T12GC-3LW10



Features

- Single Supply Voltage, Analog Voltage Output
- Water Environment (10 bar)

Applications

UV-B Lamp Monitoring




Fig1. UV Sensor Probe

Case dimensions

| Thread/Length for Mounting | Diameter (mm) | Window (mm) | Wrench Size (mm) | Length (mm) | Weight (g) | Cable Length (m) | Body (stainless steel) |
|----------------------------|---------------|-------------|------------------|-------------|------------|------------------|------------------------|
| PT3/4 "/16mm | 30 | 7 | 26 | 62 | 200 | 5 | 316-L (1.4404) |

Absolute Maximum Ratings

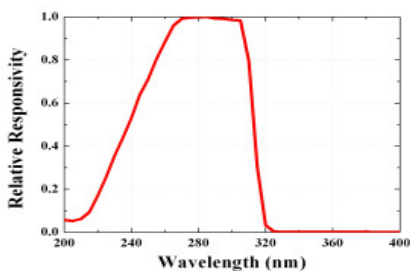
| Parameter | Symbol | Value | | | Unit | Remark |
|-----------------------|-----------------|-------|------|------|------|--------|
| | | Min. | Typ. | Max. | | |
| Storage Temperature | T _{st} | -40 | | 90 | °C | |
| Operating Temperature | T _{op} | -30 | | 85 | °C | |

Electro-Optical Characteristics (at 25 °C)

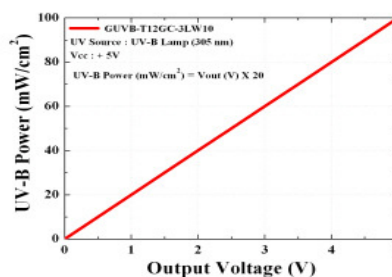
| Parameter | Symbol | Value | | | Unit | Remark |
|--------------------------|------------------|-------|------|------|--------------------|-------------|
| | | Min. | Typ. | Max. | | |
| Supply Voltage | V _{cc} | 6 | 24 | 26 | V | DC |
| Supply Current | I _Q | | 3.3 | | mA | |
| Spectral Detection Range | λ | 220 | | 320 | nm | 10% of Max. |
| Output Voltage | V _{out} | 0 | | 5 | V | |
| Detection Power Range | P | 0 | | 100 | mW/cm ² | |
| Response Time | T | | 5 | | ms | |

* Maximum of detection power : 10 mW/cm² (Option), 100 mW/cm² (Standard), 1000 mW/cm² (Option)

Relative Responsivity



Output Voltage along UV power



$$\begin{aligned} \text{UVB Power (mW/cm}^2\text{)} \\ &= \\ \text{Vout (V)} \times 20 \end{aligned}$$

* Cover thread with teflon tape or ceramo paste before turning in. Please also use a sealing ring behind thread.