

UV Sensor Probe

GUVV-T11GC-I2LW6




Features

- Single Supply Voltage, 3 wire 4-20 mA Current Output
- Water Environment (10 bar)

Applications

Total UV Power Monitoring

UV-A Lamp Monitoring



Case dimensions

Thread/Length for probe hold	Diameter (mm)	Window (mm)	Depth (mm)	Length (mm)	Weight (g)	Body (stainless steel)
M36x1.5p/12 mm	32	24	59	96	545	316-L (1.4404)

Absolute Maximum Ratings

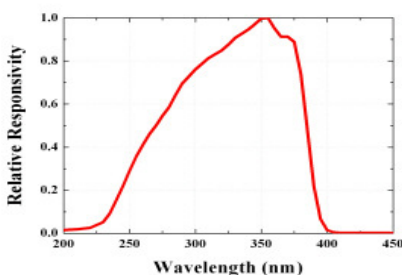
Parameter	Symbol	Value			Unit	Remark
		Min.	Typ.	Max.		
Storage Temperature	T _{st}	-40		90	℃	
Operating Temperature	T _{op}	-30		85	℃	

Electro-Optical Characteristics (at 25 ℃)

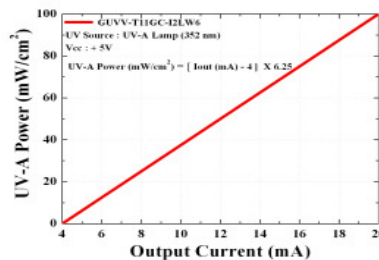
Parameter	Symbol	Value			Unit	Remark
		Min.	Typ.	Max.		
Supply Voltage	V _{cc}	9	24	26	V	DC
Offset Current	I _{off}		4		mA	
Spectral Detection Range	λ	230		395	nm	10% of Max.
Output Current	V _{out}	4		20	mA	
Detection Power Range	P	0		100	mW/cm ²	V _{cc} = 24 V
Response Time	T		5		ms	

* Maximum of detection power : 10 mW/cm² (Option), 100 mW/cm² (Standard), 1000 mW/cm² (Option)

Relative Responsivity



Output Current along UV power



$$\begin{aligned} \text{UVA Power (mW/cm}^2\text{)} \\ &= \\ &(\text{Iout (mA)} - 4) \times 6.25 \end{aligned}$$

* Cover thread with teflon tape or ceramo paste before turning in. Please also use a sealing ring behind thread.