

DL-3148-235

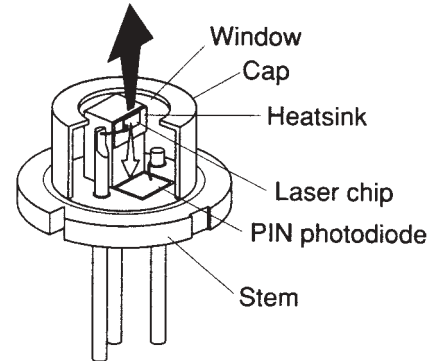
Wellenlänge: 635nm (typ.)
 Geringer Schwellstrom: 20mA (typ.)
 Niedrige Betriebsspannung: 2,2V typ.



Anwendungsgebiete:
 Laserpointer
 Laserwasserwaagen

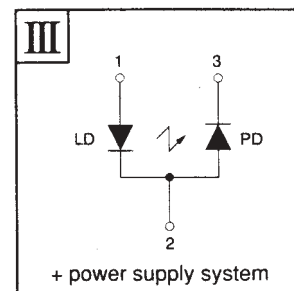
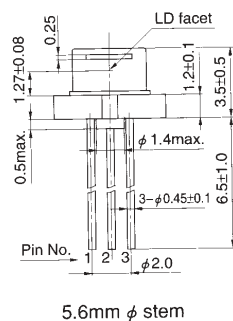
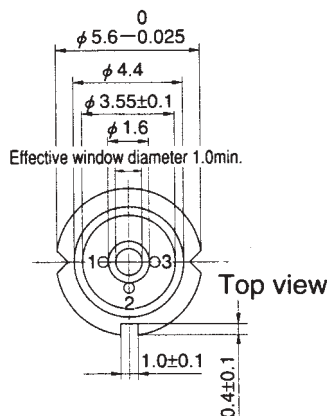
Maximalwerte

Parameter		Symbol	Wert	Einheit
Ausgangsleistung	CW	Po	3	mW
	Laser	VR	2	V
Sperrspannung	Laser	VR	2	V
	PIN	VR	30	V
Betriebstemperatur		Topr	-10...+50	°C
Lagertemperatur		Tstr	-40...+85	°C



Elektrische und optische Eigenschaften bei 25°C

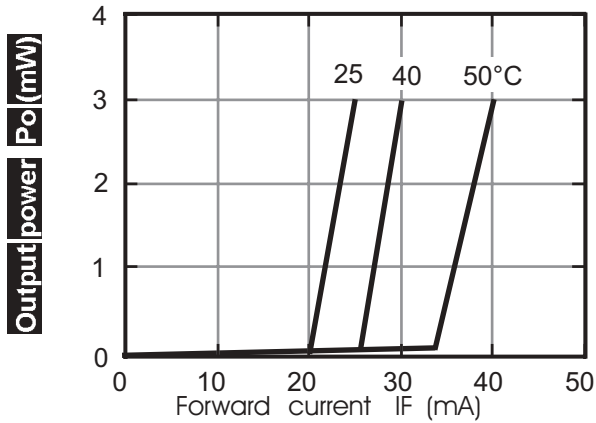
Parameter	Symbol	Betriebsbedingung	Min.	Typ.	Max.	Einheit
Schwellstrom	I _{th}	CW	---	20	40	mA
Betriebsstrom	I _{op}	Po=3mW	---	25	45	mA
Betriebsspannung	V _{op}	Po=3mW	---	2,2	2,4	V
Wellenlänge		Po=3mW	630	635	640	nm
Strahl-divergenz	Senkrecht	⊥	---	25	30	35 deg.
	Parallel		---	6	8	10 deg.
Strahl-abweichung	Senkrecht	⊥	---	---	+/-3	deg.
	Parallel		---	---	+/-3	deg.
Differentieller Wirkungsgrad	dPo/dI _{op}	Po=3mW	---	0,5	---	mW/mA
Monitordiodenstrom	I _m	Po=3mW	0,08	0,15	0,4	mA
Astigmatismus	As	Po=3mW	---	8	---	µm



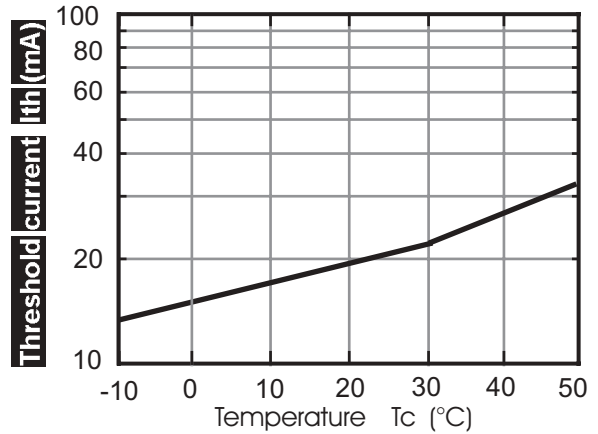
DL-3148-235

Characteristics

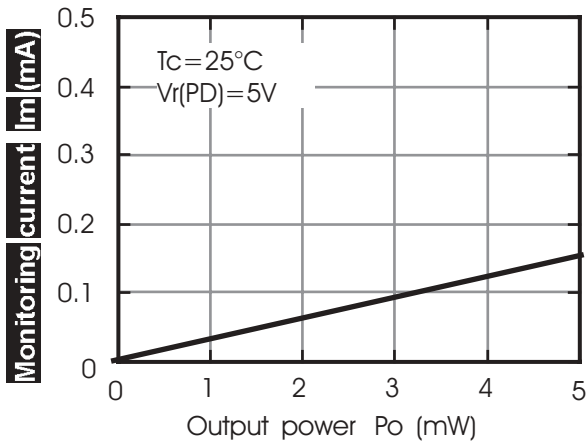
Output power vs. Forward current



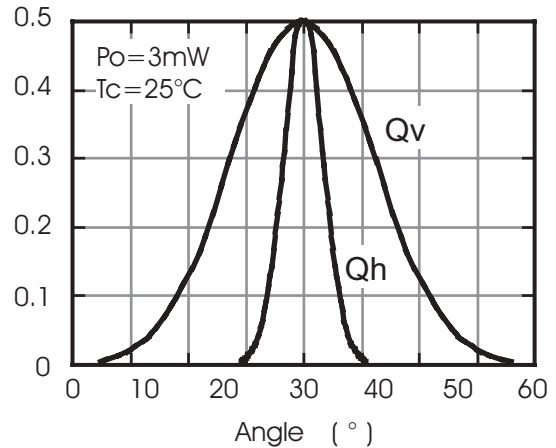
Threshold current vs. Temperature



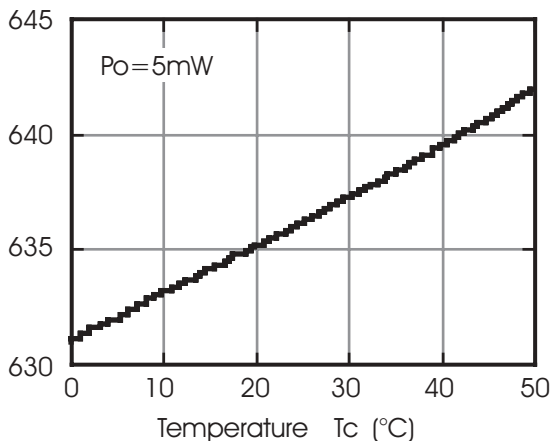
Monitoring current vs. Output power



Beam divergence



Lasing wavelength vs. Temperature



Lasing wavelength vs. Output power

