

RED LASER DIODE

DL-6147-040

SANYO

Ver.2 .May. 2005

Features

- Short wavelength : 658 nm (Typ.)
- High output power : 40 mW at 60°C (CW)
- Low threshold current : Ith = 30 mA (Typ.)
- Package : $\varnothing 5.6$ mm

Applications

Industrial equipment

Absolute Maximum Ratings

(Tc=25°C)

Parameter		Symbol	Rated	Unit
Light Output	CW	Po	45	mW
Reverse Voltage	Laser	VR	2	V
	PD		30	
Operating Temperature		Topr	-10 to +60	°C
Storage Temperature		Tstg	-40 to +85	°C

Electrical and Optical Characteristics ^{2) 3)}

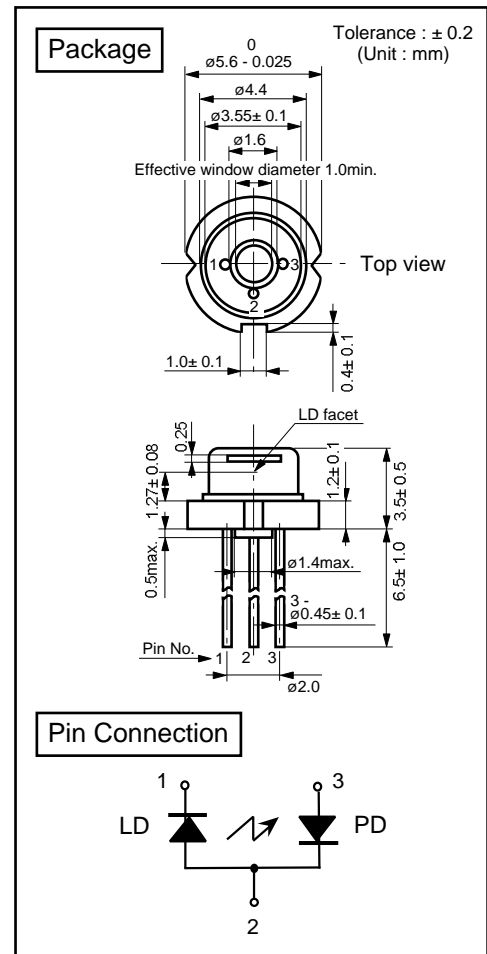
(Tc=25°C)

Parameter		Symbol	Condition	Min.	Typ.	Max.	Unit
Threshold Current		Ith	CW	-	30	50	mA
Operating Current		Iop	Po=40mW	-	65	85	mA
Operating Voltage		Vop	Po=40mW	-	2.4	2.8	V
Lasing Wavelength		Lp	Po=40mW	650	658	665	nm
Beam ⁴⁾ Divergence	Perpendicular	Qv	Po=40mW	12	16	20	°
	Parallel	Qh	Po=40mW	7	10	13	°
Off Axis Angle	Perpendicular	dQv	-	-3	-	3	°
	Parallel	dQh	-	-3	-	3	°
Differential Efficiency		SE	-	-	1.1	-	mW/mA
Monitoring Output Current		Im	Po=40mW	0.3	0.5	0.7	mA

2) Initial values 3) All the above values are evaluated with Tottori Sanyo's measuring apparatus

4) Full angle at half maximum

Note : The above product specification are subject to change without notice.

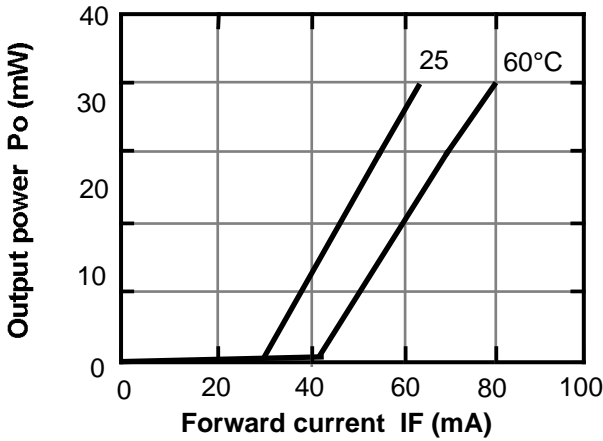


Distributed by IMM Meßtechnologie GmbH

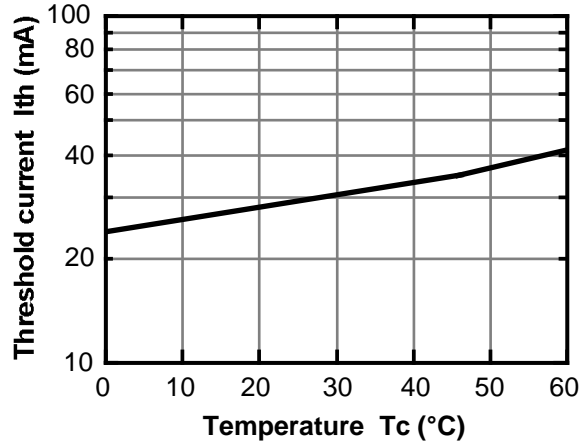
Ohmstraße 4, 85716 Unterschleißheim, Tel.: +49 89 321412-0, Fax: +49 89 321412-11, www.imm-laser.de, info@imm-laser.de

Characteristics

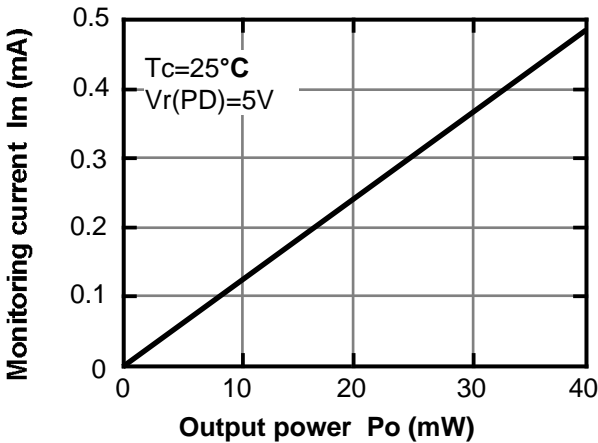
Output power vs. Forward current



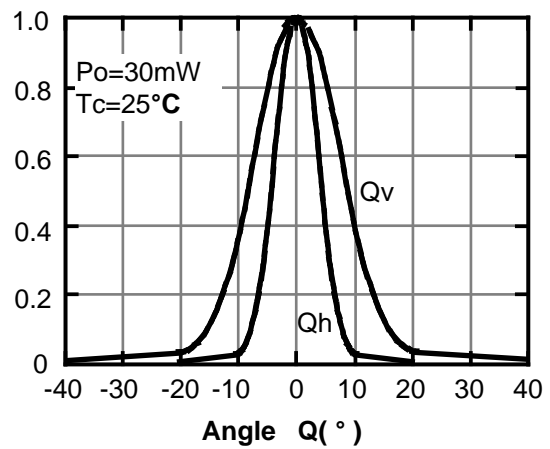
Threshold current vs. Temperature



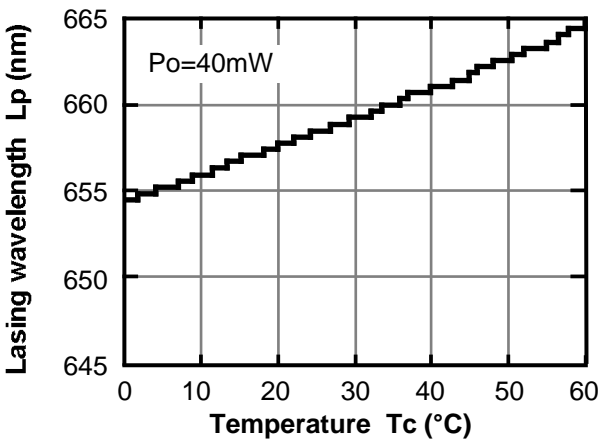
Monitoring current vs. Output power



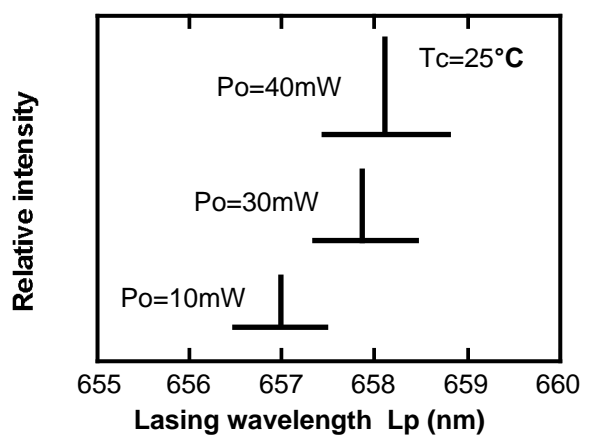
Beam divergence



Lasing wavelength vs. Temperature



Lasing wavelength vs. Output power



This is typical data and it may not represent all products.