



Datasheet

PWPR-2K-IN

Ultra-Low Noise 2 kHz Photoreceiver with InGaAs-PIN Photodiode



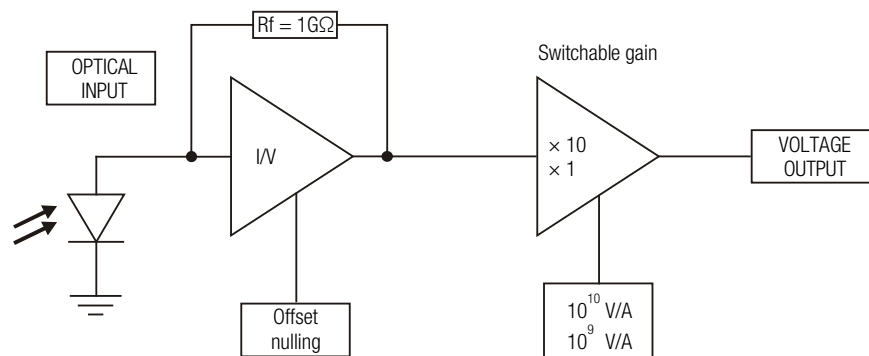
Features

- InGaAs-PIN photodiode, 0.5 mm active diameter
- Bandwidth DC – 2 kHz
- Amplifier transimpedance gain switchable 1.0×10^9 V/A, 1.0×10^{10} V/A
- Spectral range 900 – 1700 nm
- Ultra-low noise, NEP $10 \text{ fW}/\sqrt{\text{Hz}}$
- Free-space input 1.035"-40 threaded, easily convertible to fiber optic input (FC and FSMA) with optionally available screw-on adapters
- UNC 8-32 and M4 tapped holes for mounting on standard posts with metric and imperial thread

Applications

- Spectroscopy, reflection and transmission measurements
- Highly sensitive optoelectronic measurements
- Applications utilizing optical chopper modulation
- Optical front-end for oscilloscopes, A/D converters and lock-in amplifiers

Block Diagram



BS01-PWPR_R01





Intended Use

The PWPR-2K-IN is an ultra-low noise variable gain photoreceiver. It is designed for fast and precise conversion of small optical signals into equivalent output voltages. Operation is mostly self-explanatory. If in doubt, consult this document or contact support@femto.de.

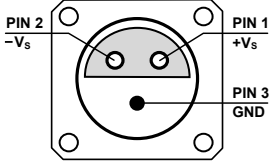
For safe operation, please refer to the damage thresholds specified in the "Absolute Maximum Ratings", "Temperature Range" and "Power Supply" sections of this document.

The operating environment must be free of smoke, dust, grease, oil, condensing moisture, and other contaminants that could affect the operation or performance.

Ultra-Low Noise 2 kHz Photoreceiver with InGaAs-PIN Photodiode

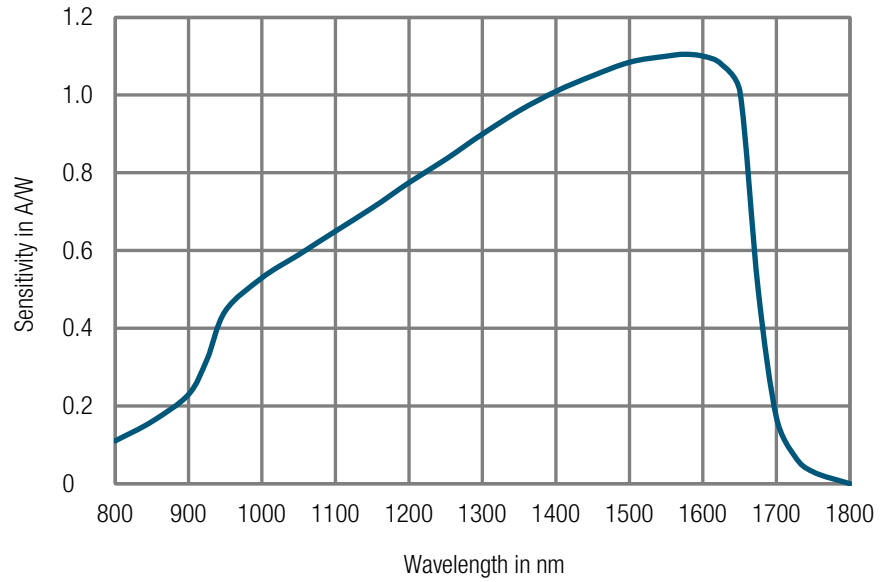
<p>Available Version</p>	<p>PWPR-2K-IN-FST</p> 	<p>1.035"-40 threaded flange with internally threaded coupler ring (outer diameter 30 mm) for free space applications, compatible with many optical standard accessories</p> <p>Optionally available: Fiber adapters PRA-FC, PRA-FCA and PRA-FSMA, with the relative large 0.5 mm dia. photodiode installed in the PWPR-2K-IN input coupling is not critical, however, standard SM 9/125 fibers (PC or APC) with low numerical aperture (NA) are recommended for ensuring near 100% coupling efficiency</p>
<p>Related Model</p>	<p>PWPR-2K-SI-FST</p>	<p>Si-PIN, \varnothing 1.2 mm, 320 - 1060 nm free space input, 1.035"-40 threaded flange</p>
<p>Available Accessories</p>	<p>PRA-FC PRA-FCA PRA-FSMA</p>  <p>PRA-PAP</p>  <p>PS-15-25-L</p> 	<p>Fiber-adapter with external 1.035"-40 thread (suitable for FST models only)</p> <p>Alternative mounting option: post adapter plate, easy to mount on FEMTO photoreceiver series OE, FWPR, PWPR, HCA-S and LCA-S</p> <p>Power Supply input: 100 – 240 VAC output: ± 15 VDC</p>
<p>Specifications</p>	<p>Test conditions</p> <p>Gain</p> <p>Frequency Response</p> <p>Time Response</p> <p>Input</p>	<p>$V_s = \pm 15$ V, $T_A = 25$ °C, output load impedance 1 MΩ, warm-up 20 minutes (min. 10 minutes recommended)</p> <p>1.0×10^9 V/A, 1.0×10^{10} V/A, switchable (@ output load ≥ 100 kΩ)</p> <p>± 1 % (electrical)</p> <p>1.1×10^9 V/W, 1.1×10^{10} V/W typ. (@ 1580 nm, output load ≥ 100 kΩ)</p> <p>DC</p> <p>2 kHz</p> <p>165 μs</p> <p>0.6 pA typ. factor 2 / 10 °C</p> <p>± 120 pA (adjustable by offset potentiometer)</p> <p>9.1 nW (@ 10^9 V/A, 1580 nm) 0.91 nW (@ 10^{10} V/A, 1580 nm)</p> <p>10 fW/$\sqrt{\text{Hz}}$ (@ 1580 nm, 100 Hz)</p>

Ultra-Low Noise 2 kHz Photoreceiver with InGaAs-PIN Photodiode

Specifications (continued)		
Detector	Detector Active area Spectral range Max. sensitivity	InGaAs-PIN photodiode Ø 0.5 mm 900 – 1700 nm 1.1 A/W typ. (@ 1580 nm)
Output	Output voltage range Output impedance Max. output current Output noise	–1.2 V ... +10 V (@ ≥ 100 kΩ output load) 50 Ω (terminate with ≥ 100 kΩ load) 30 mA (short-circuit proof) 0.75 mV RMS (5 mV peak-peak) typ. (@ 10 ⁹ V/A, ≥ 100 kΩ load, no signal on detector, measurement bandwidth 8 KHz)
Optical Input Connector	Material FST flange Material FST coupler ring	1.4305 stainless steel, nickel-plated 1.4305 stainless steel, glass bead blasted
Power Supply	Supply voltage Supply current	±15 V (±14.5 V ... ±16.5 V) +32 mA / –25 mA (depends on operating conditions, recommended power supply capability min. ±100 mA)
Case	Weight Material	220 g (0.49 lbs) PWPR-2K-IN-FST incl. coupler ring AlMg4.5Mn, nickel-plated
Temperature Range	Storage temperature Operating temperature	–30 °C ... +85 °C 0 °C ... +50 °C
Absolute Maximum Ratings	Optical input power (CW) Power supply voltage	10 mW ±20 V
Connectors	Input Output Power supply	1.035"-40 threaded flange for free space applications and for use with various types of optical standard accessories BNC jack (female) LEMO® series 1S, 3-pin fixed socket (mating plug type: FFA.1S.303.CLAC52)
		 <p style="margin-left: 20px;">Pin 1: +15 V Pin 2: –15 V Pin 3: GND</p>
Scope of Delivery	PWPR-2K-IN, internally threaded coupler ring, LEMO® 3-pin connector, datasheet, transport package	
Ordering Information	PWPR-2K-IN-FST	1.035"-40 threaded flange for free space applications and for use with various types of optical standard accessories

Ultra-Low Noise 2 kHz Photoreceiver with InGaAs-PIN Photodiode

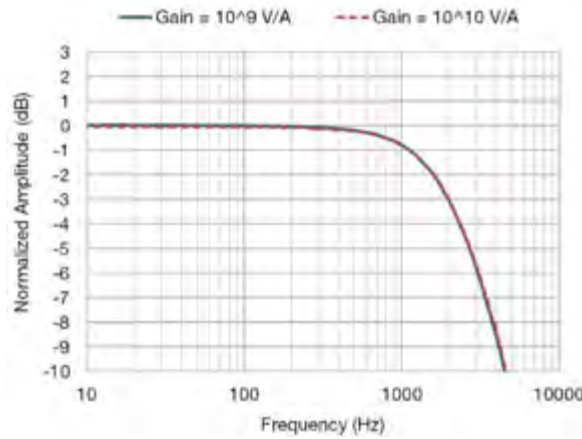
Spectral Responsivity



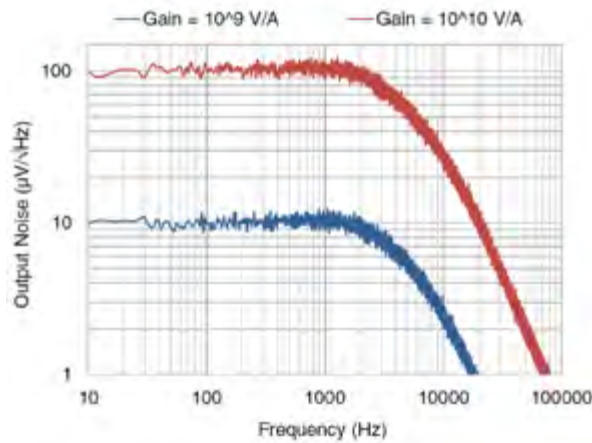
DB-Sens-PWPR-2K-IN_R02

Typical Performance Characteristics

Frequency Response



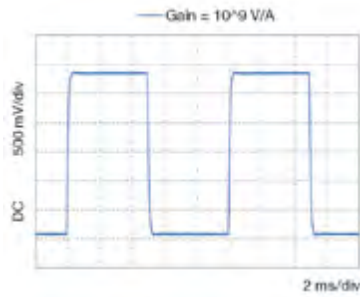
Output Noise



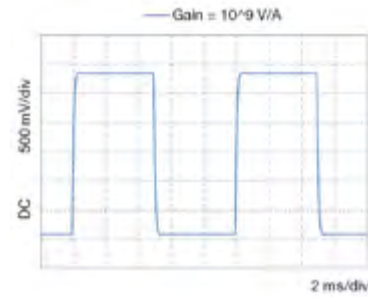
Ultra-Low Noise 2 kHz Photoreceiver with InGaAs-PIN Photodiode

Typical Performance Characteristics (continued)

Step Signal Response @ 2500 pW (p-p, 1550 nm)

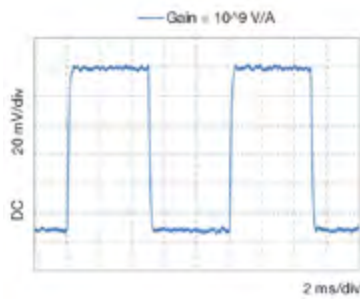


acquisition without averaging




acquisition with 64x averaging

Step Signal Response @ 100 pW (p-p, 1550 nm)

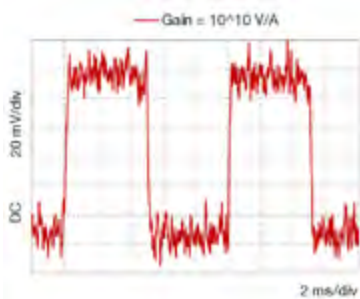


acquisition without averaging

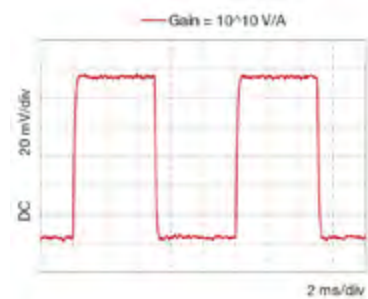


acquisition with 64x averaging

Step Signal Response @ 10 pW (p-p, 1550 nm)



acquisition without averaging

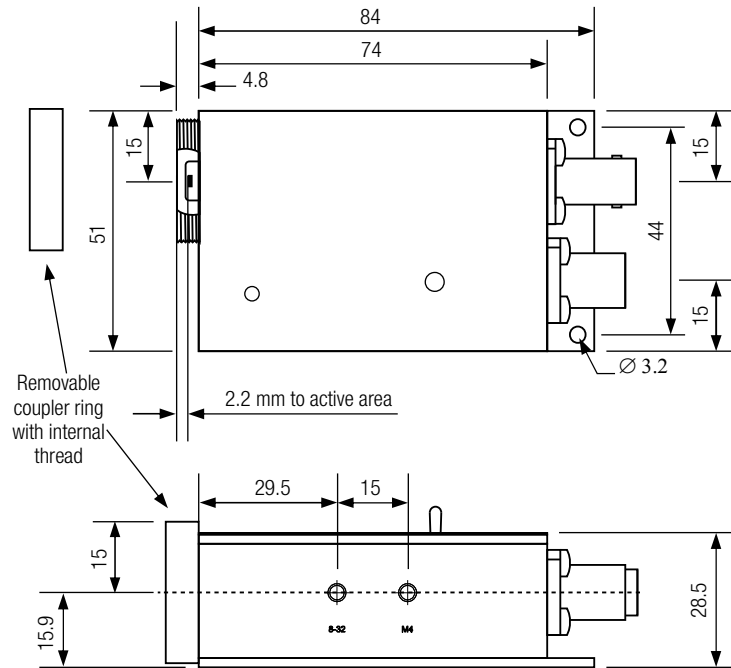


acquisition with 64x averaging

Ultra-Low Noise 2 kHz Photoreceiver with InGaAs-PIN Photodiode

Dimensions

PWPR-2K-IN-FST



DZ-PWPR-2K-FST_R02

all dimensions in mm unless otherwise noted

Specifications are subject to change without notice. Information provided herein is believed to be accurate and reliable. However, no responsibility is assumed by FEMTO Messtechnik GmbH for its use, nor for any infringement of patents or other rights of third parties which may result from its use. No license is granted by implication or otherwise under any patent or patent rights of FEMTO Messtechnik GmbH. Product names mentioned may also be trademarks used here for identification purposes only.

© by FEMTO Messtechnik GmbH · Printed in Germany