



Electro Optical Components, Inc.

5464 Skylane Boulevard, Suite D, Santa Rosa, CA 95403


Toll Free: 855-EOC-6300

www.eoc-inc.com | info@eoc-inc.com



smartGAS.

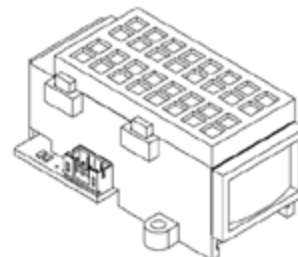
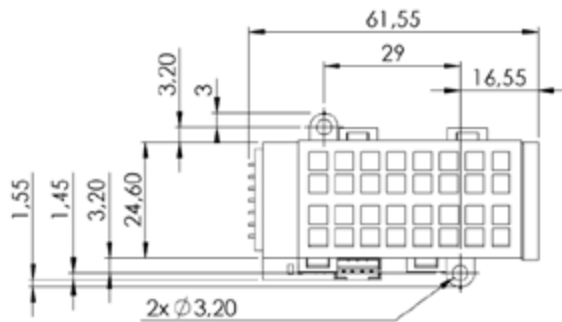
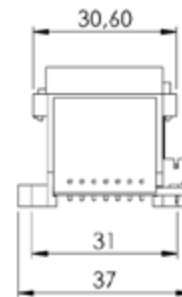
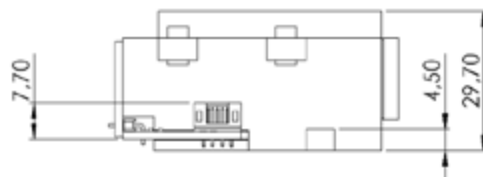
MADE IN GERMANY



BASIC^{EVO}

Infrared gas Sensor
Carbon Dioxide CO₂
10.000 ppm
smartGAS item number: B3-212106-00000

- Pre calibrated
- Low drift
- Gas entry by diffusion
- 3.3 - 6 V DC supply voltage
- Modbus ASCII or RTU
- Status indication by LED



Application examples

Hotel air conditioning
Office buildings
Supermarkets
Industrial refrigeration
Research

Available equipment

Connect Interface
Wall mount enclosure
Calibration software
Mounting equipment

Available design in support

Mechanical installation
Data communication
also, as complete Transmitter

BASIC^{EVO} | Carbon Dioxide CO₂ | B3-212106-00000

General features

| | |
|------------------------|---|
| Measurement principle: | Non Dispersive Infra-Red (NDIR), dual wavelength |
| Measurement range: | 0 ... 10000 ppm Full Scale (FS) |
| Gas supply: | by diffusion (atmospheric pressure) |
| Mounting dimensions: | 62 mm x 37 mm x 30 mm (L x W x H) |
| Warm-up time: | < 2 minutes (start up time) < 11 minutes (fade in finished) < 30 minutes (full specification) |

Measuring response*

| | |
|--|----------------------------------|
| Response time (t ₉₀): | appr. 60 s |
| Digital resolution: | 1 ppm |
| Detection limit (3 σ): | ≤ 70 ppm |
| Repeatability: | ≤ ± 80 ppm |
| Linearity error (straight line deviation): | ≤ ± 250 ppm |
| Long term stability (zero): | ≤ ± 200 ppm over 12 month period |
| Long term stability (span): | ≤ ± 500 ppm over 12 month period |

Influence of T, P, flow rate, other*

| | |
|--------------------------|-----------------------------------|
| Temp. dependence (zero): | ≤ ± 14 ppm per °C |
| Temp. dependence (span): | ≤ ± 30 ppm per °C |
| Pressure dependence: | + 0.156 % of actual reading / hPa |

Electrical parameters

| | |
|----------------------------|--|
| Supply voltage | 3.3 V ... 6.0 VDC |
| Supply current (peak): | < 500 mA @ 3.3 V, < 240 mA @ 5.0 V |
| Inrush current: | < 1000 mA |
| Average power consumption: | < 900 mW |
| Digital output signal: | Modbus ASCII / RTU via UART, autobaud, autoframe |
| Calibration: | zero and span by SW |

Climatic conditions

| | |
|------------------------|---|
| Operating temperature: | -20 ... + 40 °C |
| Storage temperature: | -20 ... + 60 °C |
| Air pressure: | 800 ... 1150 hPa |
| Ambient humidity: | 0 ... 95 % relative humidity (not condensing) |

* Typical values related to 1013 hPa, T_a = 22 °C, flow = 0.7 l / min for dry (not condensing) and clean sample gas.
Stated values exclude calibration gas tolerance.

All rights reserved. Any logos and/or product names are trademarks of smartGAS. The reproduction, transfer, distribution or storage of information contained in this brochure in any form without the prior written consent of smartGAS is strictly prohibited. All specifications – technical included – are subject to change without notice. Depending on the application, the target gas and the measurement range the technical data may differ. No liability is accepted for any consequential losses, injury or damage resulting from the use of this document or from any omissions or errors herein. The data is given for guidance only. It does not constitute a specification or an offer for sale.

For more information, please visit www.smartgas.eu or contact us at sales@smartgas.eu

Please consult smartGAS sales for parts specified with other temperature and measurement ranges. At first initiation and depending on application and ambient conditions recalibration is recommended. Recurring cycles of recalibration are recommended.