



# Electro Optical Components, Inc.

5464 Skylane Boulevard, Suite D, Santa Rosa, CA 95403


Toll Free: 855-EOC-6300

[www.eoc-inc.com](http://www.eoc-inc.com) | [info@eoc-inc.com](mailto:info@eoc-inc.com)



## smartGAS.

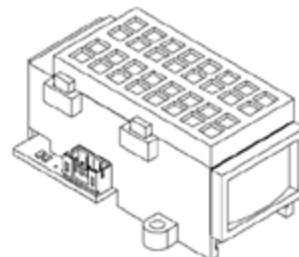
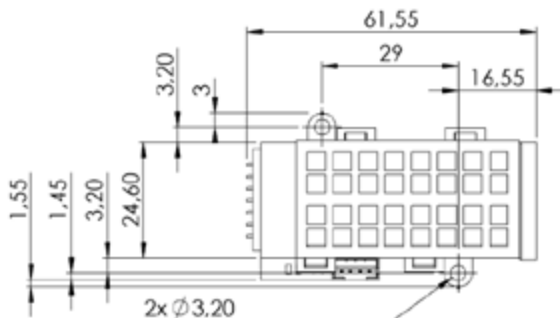
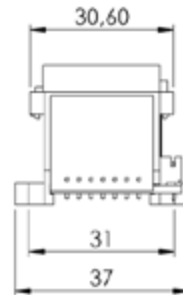
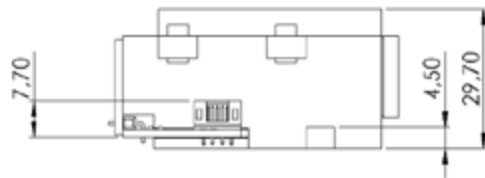
MADE IN GERMANY



### BASIC<sup>EVO</sup>

Infrared gas Sensor  
Chlorodifluoromethane R22  
2000 ppm  
smartGAS item number: B3-702205-03000

- Pre calibrated
- Low drift
- Gas entry by diffusion
- 3.3 - 6 V DC supply voltage
- Modbus ASCII or RTU
- Status indication by LED



---

### Application examples

Hotel air conditioning  
Food storage rooms  
Industrial Refrigeration  
Food Transport  
Research

### Available equipment

Connect Interface  
Wall mount enclosure  
Calibration software  
Mounting equipment

### Available design in support

Mechanical installation  
Data communication  
also, as complete Transmitter

---

## BASIC<sup>EVO</sup> | Chlorodifluoromethane R22 | B3-702205-03000

### General features

---

Measurement principle:	Non Dispersive Infra-Red (NDIR), dual wavelength
Measurement range:	0 ... 2000 ppm Full Scale (FS)
Gas supply:	by diffusion (atmospheric pressure)
Mounting dimensions:	62 mm x 37 mm x 30 mm (L x W x H)
Warm-up time:	< 2 minutes (start up time) < 11 minutes (fade in finished) < 30 minutes (full specification)

### Measuring response\*

---

Response time (t <sub>90</sub> ):	appr. 60 s
Digital resolution:	1 ppm
Detection limit (3 $\sigma$ ):	$\leq 10$ ppm
Repeatability:	$\leq \pm 20$ ppm
Linearity error (straight line deviation):	$\leq \pm 30$ ppm
Long term stability (zero):	$\leq \pm 30$ ppm over 12 month period
Long term stability (span):	$\leq \pm 40$ ppm over 12 month period

### Influence of T, P, flow rate, other\*

---

Temp. dependence (zero):	$\leq \pm 3$ ppm per °C
Temp. dependence (span):	$\leq \pm 6$ ppm per °C
Pressure dependence:	+ 0.100 % of actual reading / hPa

### Electrical parameters

---

Supply voltage	3.3 V ... 6.0 VDC
Supply current (peak):	< 400 mA @ 3.3 V, < 240 mA @ 5.0 V
Inrush current:	< 450 mA
Average power consumption:	< 800 mW
Digital output signal:	Modbus ASCII / RTU via UART, autobaud, autoframe
Calibration:	zero and span by SW

### Climatic conditions

---

Operating temperature:	-20 ... + 40 °C
Storage temperature:	-20 ... + 60 °C
Air pressure:	800 ... 1150 hPa
Ambient humidity:	0 ... 95 % relative humidity (not condensing)

\* Typical values related to 1013 hPa, T<sub>a</sub> = 22 °C, flow = 0.7 l / min for dry (not condensing) and clean sample gas.  
Stated values exclude calibration gas tolerance.

All rights reserved. Any logos and/or product names are trademarks of smartGAS. The reproduction, transfer, distribution or storage of information contained in this brochure in any form without the prior written consent of smartGAS is strictly prohibited. All specifications – technical included – are subject to change without notice. Depending on the application, the target gas and the measurement range the technical data may differ. No liability is accepted for any consequential losses, injury or damage resulting from the use of this document or from any omissions or errors herein. The data is given for guidance only. It does not constitute a specification or an offer for sale.

For more information, please visit [www.smartgas.eu](http://www.smartgas.eu) or contact us at [sales@smartgas.eu](mailto:sales@smartgas.eu)

Please consult smartGAS sales for parts specified with other temperature and measurement ranges. At first initiation and depending on application and ambient conditions recalibration is recommended. Recurring cycles of recalibration are recommended.