



Far UV Sensor GFUV-T10GD-L

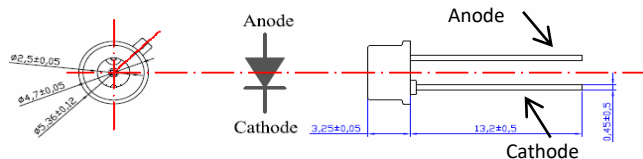


- Features**
- Aluminium Gallium Nitride Based Material
 - Schottky-type Photodiode
 - Photovoltaic Mode Operation
 - Good Solar Blindness



- Applications**
- Far UV Monitoring
 - Excimer Lamp Monitoring

Outline Diagrams and Dimensions



Absolute Maximum Ratings

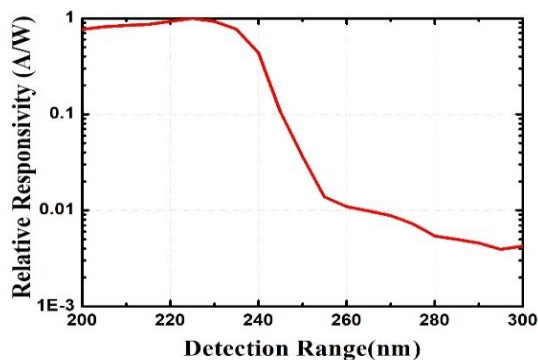
Parameter	Symbol	Min.	Max.	Unit	Remark
Storage Temperature	T _{st}	-40	90	°C	
Operating Temperature	T _{op}	-30	85	°C	
Reverse Voltage	V _{r, max.}		2	V	
Forward Current	I _{f, max.}		1	mA	
Optical Source Power Range	P _{opt}	0.1m	100m	W/cm ²	Excimer Lamp
Soldering Temperature	T _{sol}		260	°C	within 10 sec.

※Notice: apply to us in the case that Optical Source Power is over 100mW/cm².

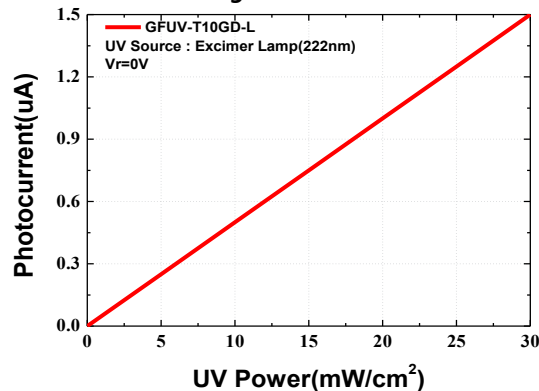
Characteristics (at 25°C)

Parameter	Symbol	Min.	Typ.	Max.	Unit	Test Conditions
Dark Current	I _d			100	pA	V _r = 1 V
Photo Current	I _{ph}	45	50	55	nA	222nm peak FUV Lamp, 1mW/cm ²
		2.12	2.35	2.58	nA	172nm peak VUV Lamp, 1mW/cm ²
Spectral Detection range	λ			245	nm	
Active area			1.536		mm ²	

Relative Responsivity(A/W)



Photocurrent along UV Power



Caution

ESD can damage the device hence please avoid ESD. Insulate the cap of TO-CAN or it can cause malfunction of the device.