



Electro Optical Components, Inc.

5464 Skylane Boulevard, Suite D, Santa Rosa, CA 95403

Toll Free: 855-EOC-6300

www.eoc-inc.com | info@eoc-inc.com



Mid-Infrared (MIR) Light-Emitting Diode

2.83 - 2.90 μm

Lms28LED series

Device parameters	Symbol	Value	Units
Operating/ storage temperature	T_{stg}	-60..+90*	$^{\circ}\text{C}$
Soldering temperature (can be applied for not more than 5 secs)	T_{sol}	+180	$^{\circ}\text{C}$

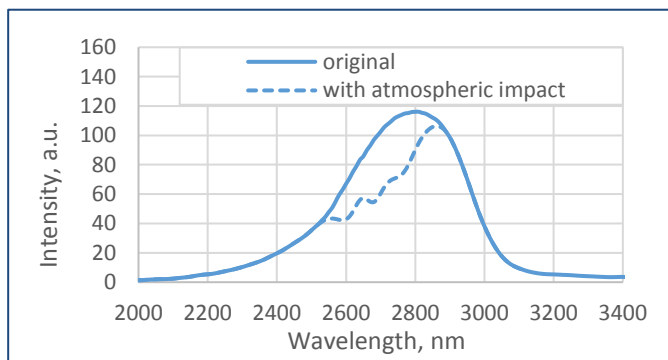


*Temperature range may vary for different packaging types.

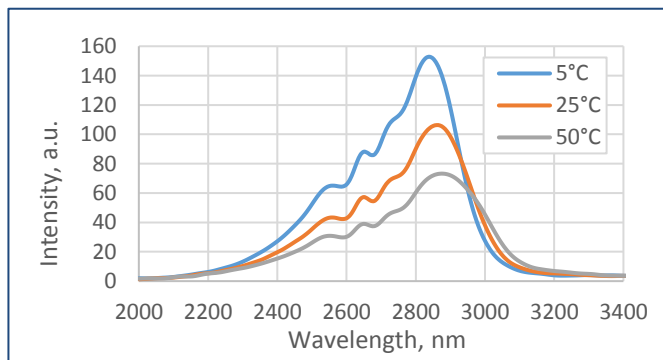
All parameters refer to LEDs in TO18 package with a cavity and operation at ambient temperature 25 $^{\circ}\text{C}$ unless otherwise stated.

LED parameters	Conditions	Symbol	Value	Units
Peak emission wavelength ¹	qCW mode ³ I = 150 mA	λ_p	2.83 - 2.90	μm
FWHM of the emission band ¹	qCW mode ³ I = 150 mA	FWHM	300 - 500	nm
Average optical power (minimal / typical) ¹	qCW mode ³ I = 200 mA	P_{qcw}	min 20 / typ 40	μW
Peak optical power (minimal / typical) ²	Pulse mode ⁴ I = 1 A	P_{pul}	min 150 / typ 300	μW
Maximum operating current	qCW mode ³	$I_{\text{max qcw}}$	250	mA
	Pulse mode ⁴	$I_{\text{max pulse}}$	2	A
Forward voltage ¹	qCW mode ³ I = 200 mA	V	0.2 - 1.0	V

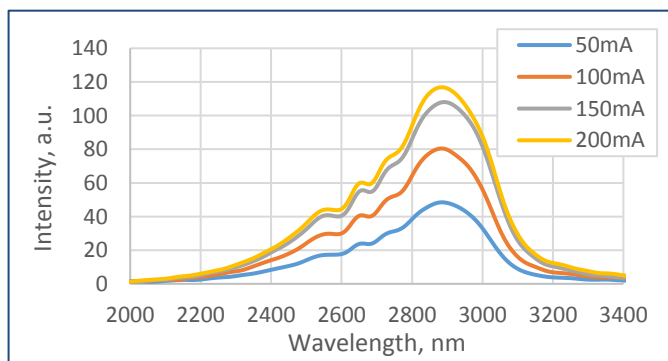
Typical spectrum (qCW³)



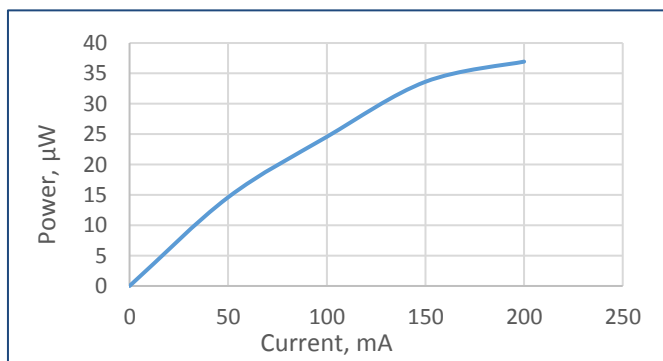
Spectra at different temperatures (qCW³, 150 mA)



Typical spectra at different currents (qCW³)



Typical optical power characteristic (qCW³)



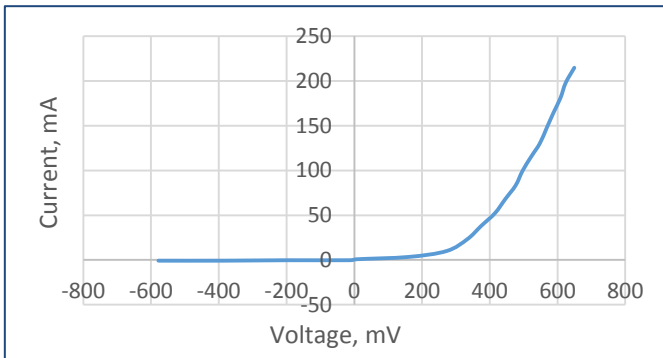
¹ Parameter tested for each device.

² Parameter tested for representative sampling.

³ qCW mode: repetition rate: 0.5 KHz, pulse duration: 1 ms, duty cycle: 50%.

⁴ Pulse mode: repetition rate: 0.5 KHz, pulse duration: 20 μs , duty cycle: 1%.

Typical current-voltage characteristic (qCW³)

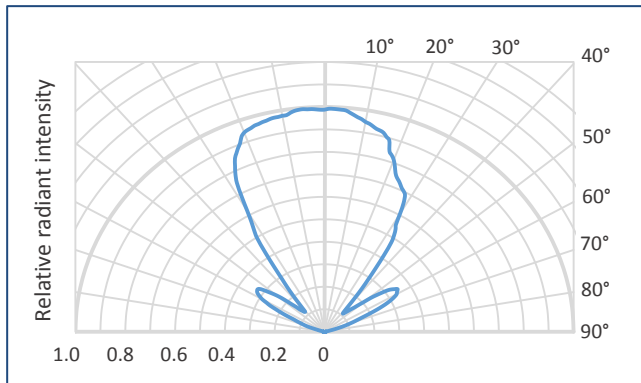


³qCW mode: repetition rate: 0.5 KHz, pulse duration: 1 ms, duty cycle: 50%.

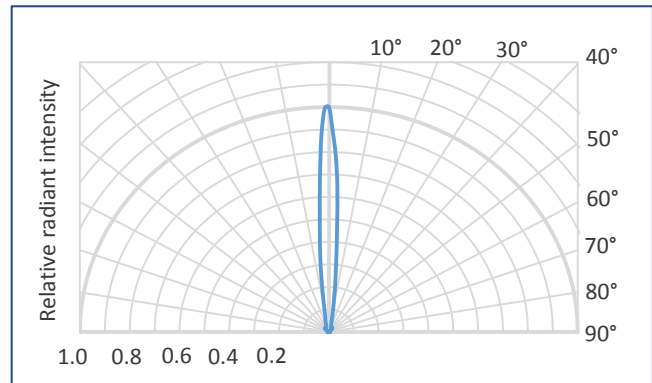
Packages	Model
TO-18 with a cap without a glass window	Lms28LED
TO-18 with a parabolic reflector without a glass window	Lms28LED-R
TO-18 with a parabolic reflector with a glass window	Lms28LED-RW
TO-5 with a built-in thermocooler and thermoresistor, covered by a cap with a glass window	Lms28LED-TEM
TO-5 with a built-in thermocooler and thermoresistor, covered by a parabolic reflector with a glass window	Lms28LED-TEM-R

Radiant characteristics (far-field pattern)

TO-18 package with a cap



TO-18 package with a parabolic reflector

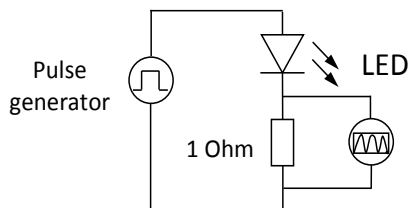


Related products:

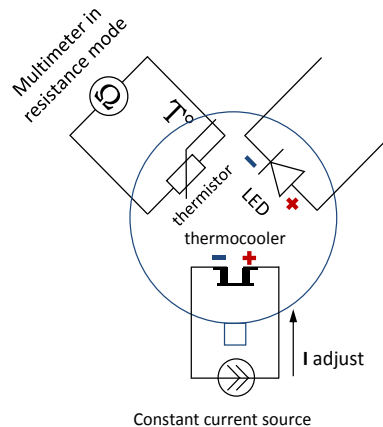
- **Photodiodes Lms36PD series** - detectors of mid-infrared radiation;
- **LED drivers (D-41i, D-51i, minidrivers mD-1c, mD-1p)** - provide LED power supply in pulse modes.

To drive the LED we recommend the following basic circuit connections:

LED basic circuit connection

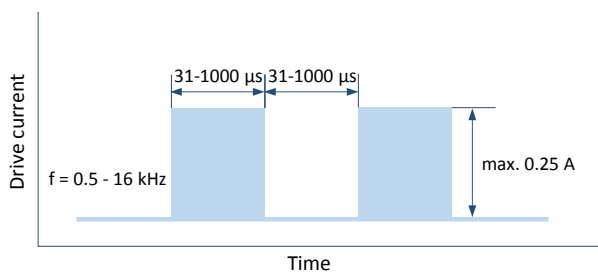


LED with thermoelectric module basic circuit connection

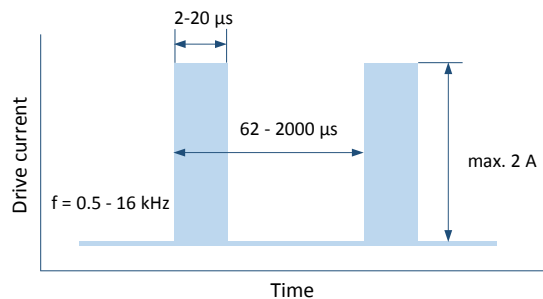


We recommend using **Quasi Continuous Wave (qCW) mode** with a duty cycle 50% or 25% to obtain maximum average optical power and short **Pulse modes** to obtain maximum peak power. Hard CW (continuous wave) mode is NOT recommended.

Quasi Continuous Wave (qCW) mode



Pulse mode



IMPORTANT CAUTIONS:

- please check your connection circuit before turning on the LED;
- please mind the LED polarity: anode is marked with a RED dot; REVERSE voltage applying is FORBIDDEN;
- please do not connect the LED to the multimeter;
- please control the CURRENT applied to the LED in order NOT to EXCEED the maximum allowable values.