



Mid-Infrared (MIR) Light-Emitting Diode

4.10 - 4.30 μm

Lms43LED series

Device parameters	Symbol	Value	Units
Operating/ storage temperature	T_{stg}	-60..+90*	$^{\circ}\text{C}$
Soldering temperature (can be applied for not more than 5 secs)	T_{sol}	+180	$^{\circ}\text{C}$

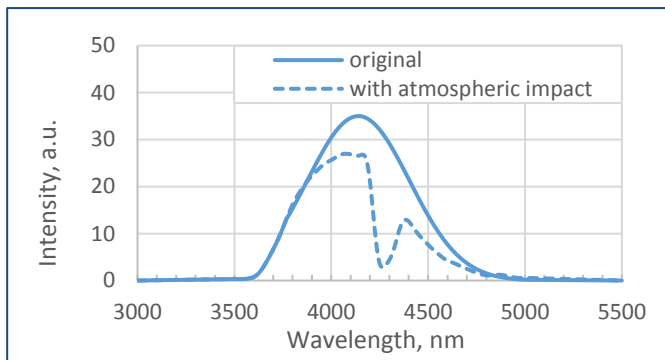


*Temperature range may vary for different packaging types.

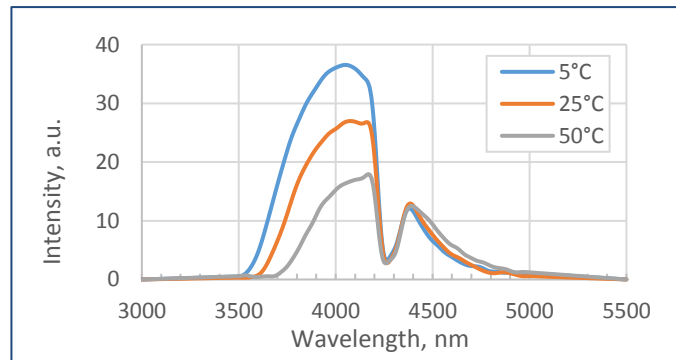
All parameters are for LED operation at 25 $^{\circ}\text{C}$ unless otherwise stated, measured on TO18 header (without cap/reflector).

LED parameters	Conditions	Symbol	Value	Units
Peak emission wavelength ¹	qCW mode ³ $I = 150 \text{ mA}$	λ_p	4.10 - 4.30	μm
FWHM of the emission band ¹	qCW mode ³ $I = 150 \text{ mA}$	FWHM	400 - 1200	nm
Average optical power (minimal / typical) ¹	qCW mode ³ $I = 200 \text{ mA}$	P_{qcw}	min 15 / typ 30	μW
Peak optical power (minimal / typical) ²	Pulse mode ⁴ $I = 1 \text{ A}$	P_{pul}	min 120 / typ 200	μW
Maximum operating current	qCW mode ³	$I_{\text{max qcw}}$	250	mA
	Pulse mode ⁴	$I_{\text{max pulse}}$	2	A
Forward voltage ¹	qCW mode ³ $I = 200 \text{ mA}$	V	0.2 - 0.8	V

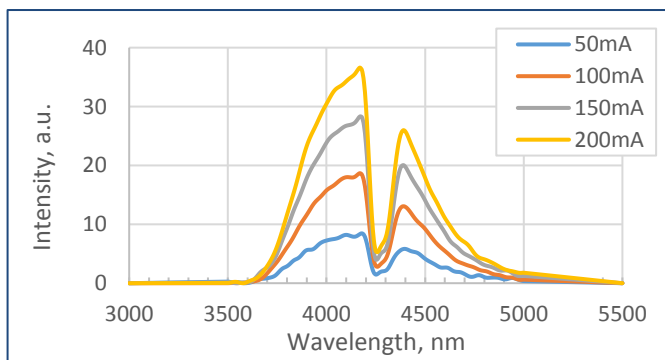
Typical spectrum (qCW³)



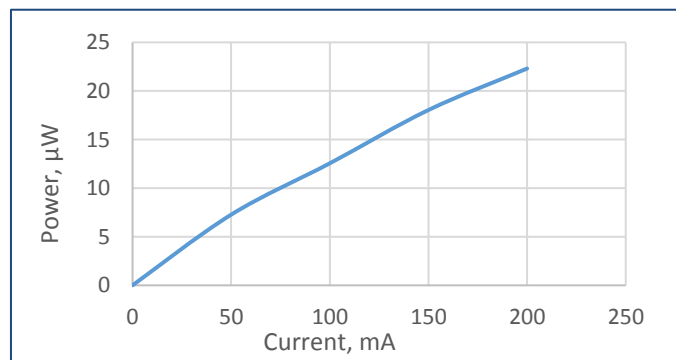
Spectra at different temperatures (qCW³, 150 mA)



Typical spectra at different currents (qCW³)



Typical optical power characteristic (qCW³)



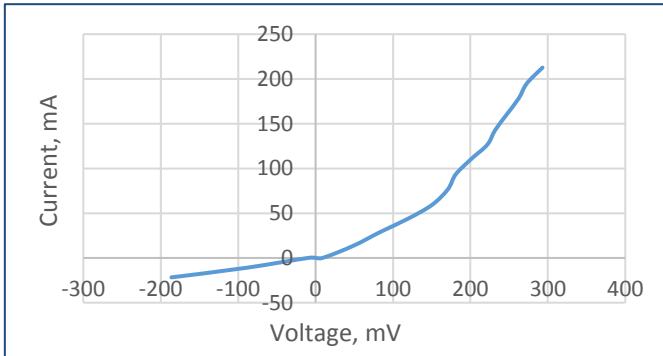
¹ Parameter tested for each device.

² Parameter tested for representative sampling.

³ qCW mode: repetition rate: 0.5 KHz, pulse duration: 1 ms, duty cycle: 50%.

⁴ Pulse mode: repetition rate: 0.5 KHz, pulse duration: 20 μs , duty cycle: 1%.

Typical current-voltage characteristic (qCW³)



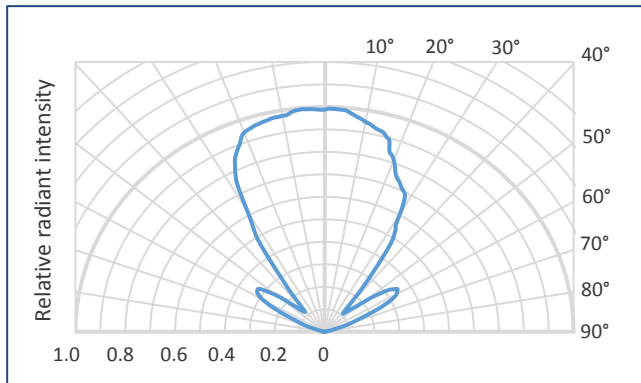
³qCW mode: repetition rate: 0.5 KHz, pulse duration: 1 ms, duty cycle: 50%.

Packages	Model
TO-18 with a cap without a glass window	Lms43LED
TO-18 with a parabolic reflector without a glass window	Lms43LED-R
TO-18 with a parabolic reflector with a glass window*	Lms43LED-RW
TO-5 with a built-in thermocooler and thermoresistor, covered by a cap with a glass window*	Lms43LED-TEM
TO-5 with a built-in thermocooler and thermoresistor, covered by a parabolic reflector with a glass window*	Lms43LED-TEM-R

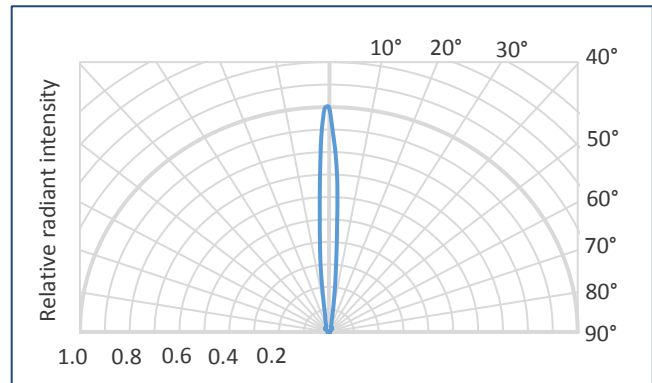
*Hermeticity of standard packaging is NOT tested, condensation during device operation and storage must be prevented.

Radiant characteristics (far-field pattern)

TO-18 package with a cap



TO-18 package with a parabolic reflector

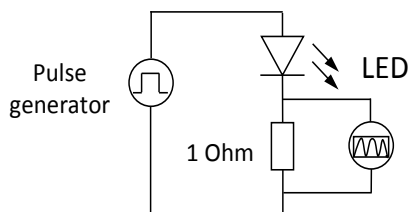


Related products:

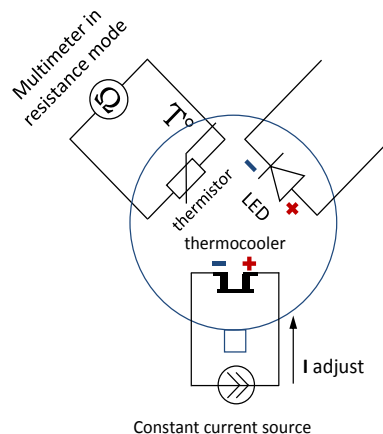
- **Photodiodes Lms43PD, Lms49PD series** - detectors of mid-infrared radiation;
- **LED drivers (D-41i, D-51i, minidrivers mD-1c, mD-1p)** - provide LED power supply in pulse modes.

To drive the LED we recommend the following basic circuit connections:

LED basic circuit connection

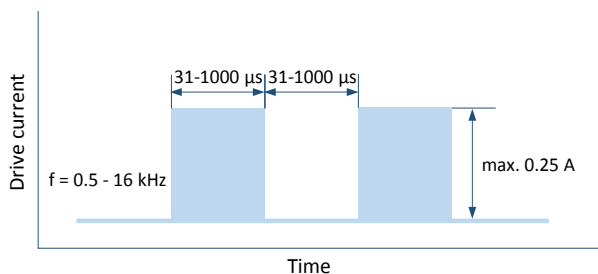


LED with thermoelectric module basic circuit connection

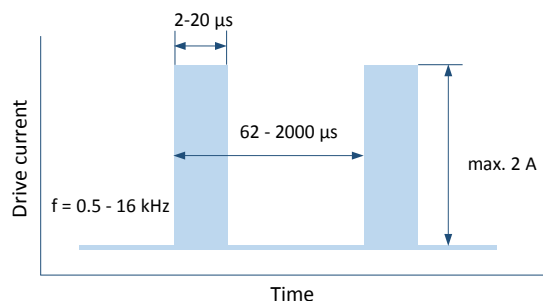


We recommend using **Quasi Continuous Wave (qCW) mode** with a duty cycle 50% or 25% to obtain maximum average optical power and short **Pulse modes** to obtain maximum peak power. Hard CW (continius wave) mode is NOT recommended.

Quasi Continuous Wave (qCW) mode



Pulse mode



IMPORTANT CAUTIONS:

- please check your connection circuit before turning on the LED;
- please mind the LED polarity: anode is marked with a RED dot; REVERSE voltage applying is FORBIDDEN;
- please do not connect the LED to the multimeter;
- please control the CURRENT applied to the LED in order NOT to EXCEED the maximum allowable values.